

CLIFF

Simple et efficace !



**NOUVELLE
GAMME
DE 14 SUPPORTS
MURAUX**

ERARD®

Gamme CLIFF

Gamme complète pour écrans plats

**GARANTIE
10 ANS**



S 15"-23"
38-58cm **M** 19"-32"
48-81cm **L** 30"-50"
76-127cm **XL** 42"-65"
107-165cm

15" 23" 32" 42" 50" 65"

FIXE

CLIFF® 100	043010					
CLIFF® 200		043020				
CLIFF® 400			043040			
CLIFF® 600				043060		

INCLINABLE

CLIFF® 100T	043210					
CLIFF® 200T		043220				
CLIFF® 400T			043240			
CLIFF® 600T				043260		

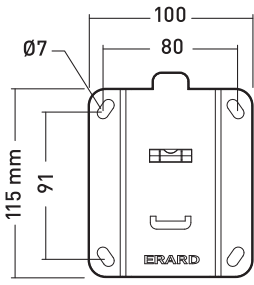
**INCLINABLE
ET ORIENTABLE**

CLIFF® 100TW45	043310					
CLIFF® 200TW45		043320				
CLIFF® 400TW45			043340			
CLIFF® 100TW90	043410					
CLIFF® 200TW90		043420				
CLIFF® 400TW90			043440			

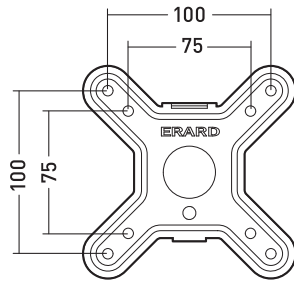
S 15"-23"
38-58cm

CLIFF 100

Pour écrans plats jusqu'à VESA 100



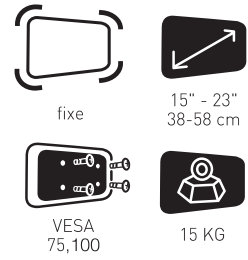
Platine murale



Platine TV

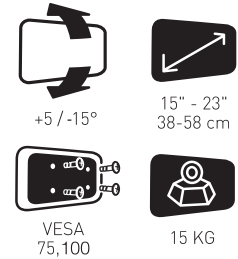
CLIFF 100

Ref. 043010



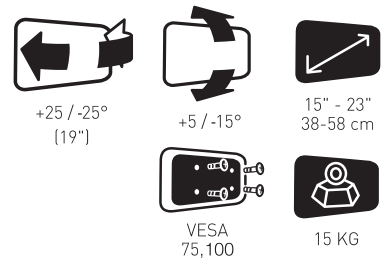
CLIFF 100T

Ref. 043210



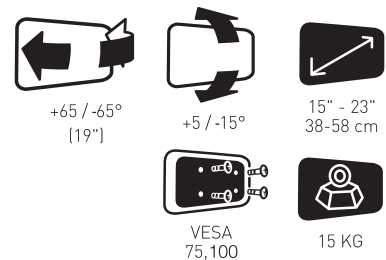
CLIFF 100TW45

Ref. 043310



CLIFF 100TW90

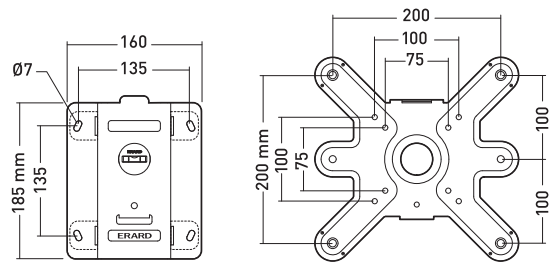
Ref. 043410



M 19"-32"
48-81 cm

CLIFF 200

Pour écrans plats jusqu'à VESA 200

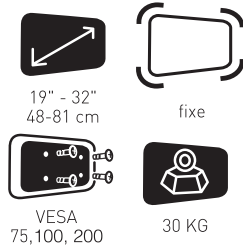


Platine murale

Platine TV

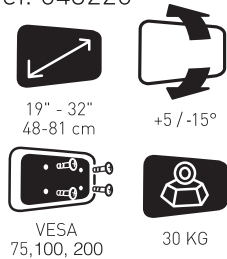
CLIFF 200

Ref. 043020



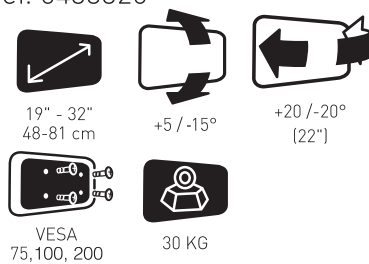
CLIFF 200T

Ref. 043220



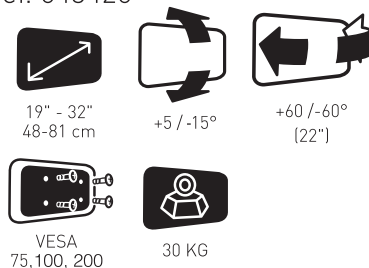
CLIFF 200TW45

Ref. 0433320



CLIFF 200TW90

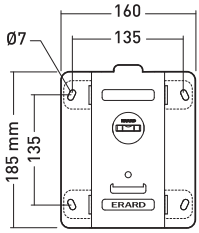
Ref. 043420



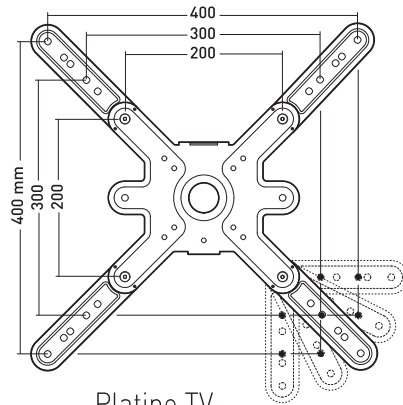
L 30"-50"
76-127 cm

CLIFF 400

Pour écrans plats jusqu'à VESA 400



Platine murale



Platine TV



CLIFF 400


Ref. 043040



fixe



30" - 50"
76-127 cm



VESA
75>400



30 KG

CLIFF 400T


Ref. 043240



+5 / -15°



30" - 50"
76-127 cm



VESA
75>400



30 KG

CLIFF 400TW45

Ref. 043340



+40 / -40°
(32")



+5 / -15°



30" - 50"
76-127 cm



VESA
75>400



30 KG

CLIFF 400TW90

Ref. 043440



+65 / -65°
(32")



+5 / -15°



30" - 50"
76-127 cm



VESA
75>400

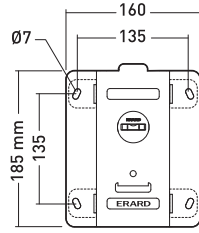


30 KG

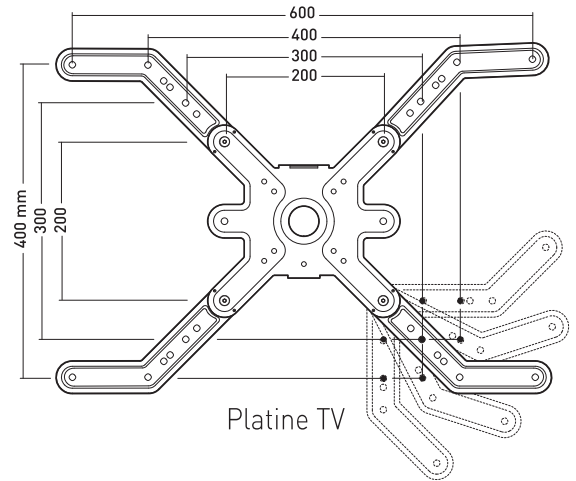
XL 42" - 65"
107-165cm

CLIFF 600

Pour écrans plats
jusqu'à VESA 600



Platine murale



Platine TV



CLIFF 600

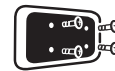
Ref. 043060



fixe



42" - 65"
107-165 cm



VESA
75>600x400



30 KG



CLIFF 600T


Ref. 043260



+5 / -15°



42" - 65"
107-165 cm



VESA
75>600x400



30 KG



Merchandising CLIFF



Packaging

PLV

Ref.	043010	CLIFF® 100	Gencod	318528 043010 9
Ref.	043020	CLIFF® 200	Gencod	318528 043020 8
Ref.	043040	CLIFF® 400	Gencod	318528 043040 6
Ref.	043060	CLIFF® 600	Gencod	318528 043060 4
Ref.	043210	CLIFF® 100T	Gencod	318528 043210 3
Ref.	043220	CLIFF® 200T	Gencod	318528 043220 2
Ref.	043240	CLIFF® 400T	Gencod	318528 043240 0
Ref.	043260	CLIFF® 600T	Gencod	318528 043260 8
Ref.	043310	CLIFF® 100TW45	Gencod	318528 043310 0
Ref.	043320	CLIFF® 200TW45	Gencod	318528 043320 9
Ref.	043340	CLIFF® 400TW45	Gencod	318528 043340 7
Ref.	043410	CLIFF® 100TW90	Gencod	318528 043410 7
Ref.	043420	CLIFF® 200TW90	Gencod	318528 043420 6
Ref.	043440	CLIFF® 400TW90	Gencod	318528 043440 4



Catalogue Meubles et Supports
Mounts and Furniture catalogue



Catalogue Systèmes de fixations
pour antennes et paraboles
Mounting systems for
satellite dishes catalogue



Catalogue Systèmes de connexion
Connection systems catalogue



Catalogue ERARD Pro
ERARD Pro catalogue



ERARD®

ACCESSOIRES **ESSENTIELS**
POUR MATÉRIELS AUDIO VIDÉO

WWW.ERARD.COM / Mail : INFOS@ERARD.FR / Tél : +33(0)4 72 46 16 26 / Fax : +33(0)4 72 46 16 22

N° intracommunautaire : FR 19 613 680 073
Z.I. de Chavanoz / 4 route de la Plaine / 38236 PONT DE CHERUY Cedex / FRANCE